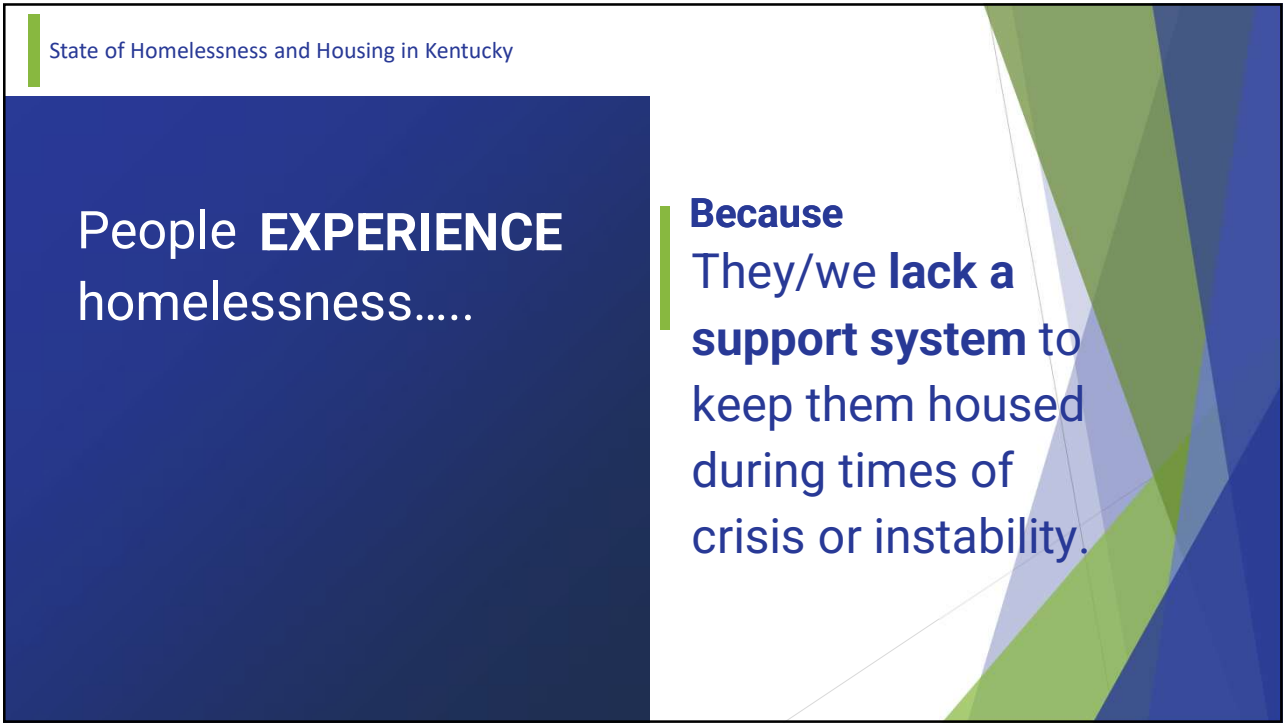




1



2

State of Homelessness and Housing in Kentucky

People **REMAIN** homelessness.....

Because We have a **system** that **lacks the capacity** for appropriate responses to rapidly rehouse and support them.

Unlocking Housing for All

3

State of Homelessness and Housing in Kentucky

Who Experiences Homelessness



Someone's Parent



Someone's Sibling

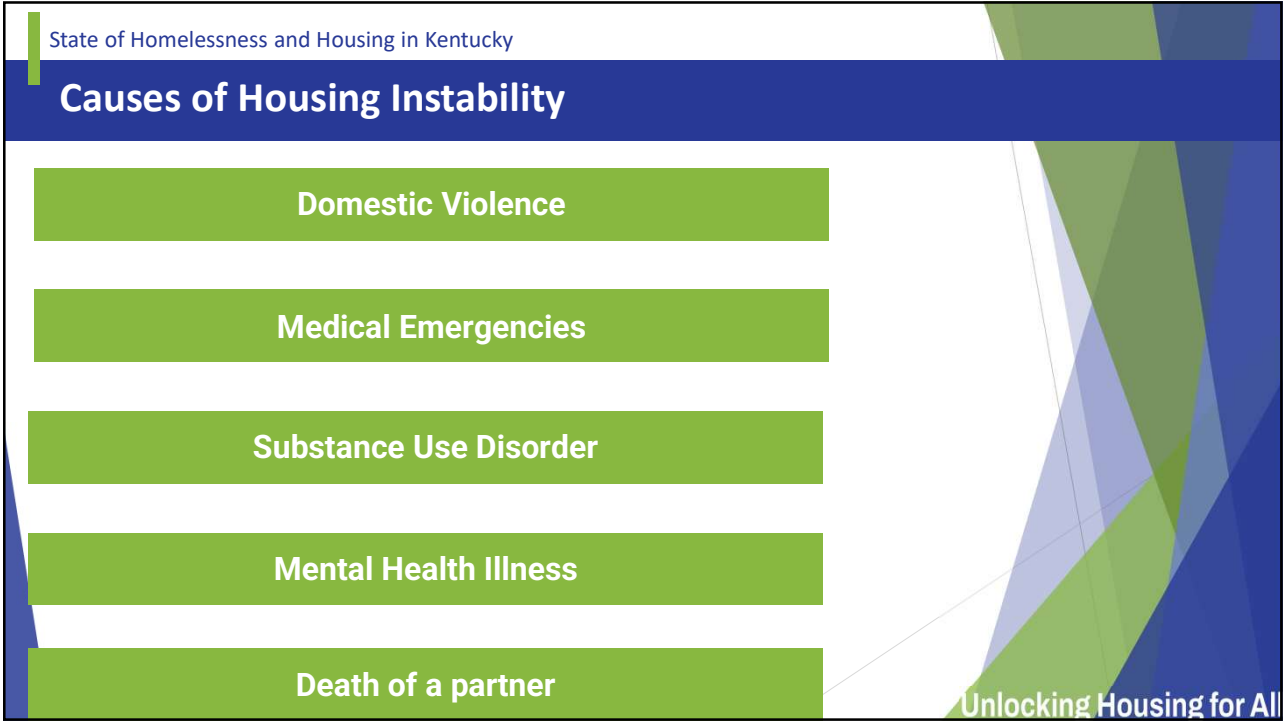


Someone's Child

4



5



6

State of Homelessness and Housing in Kentucky

People **EXPERIENCE** homelessness.....

Because They/we **lack a support system** to keep them housed during times of crisis or instability.

7

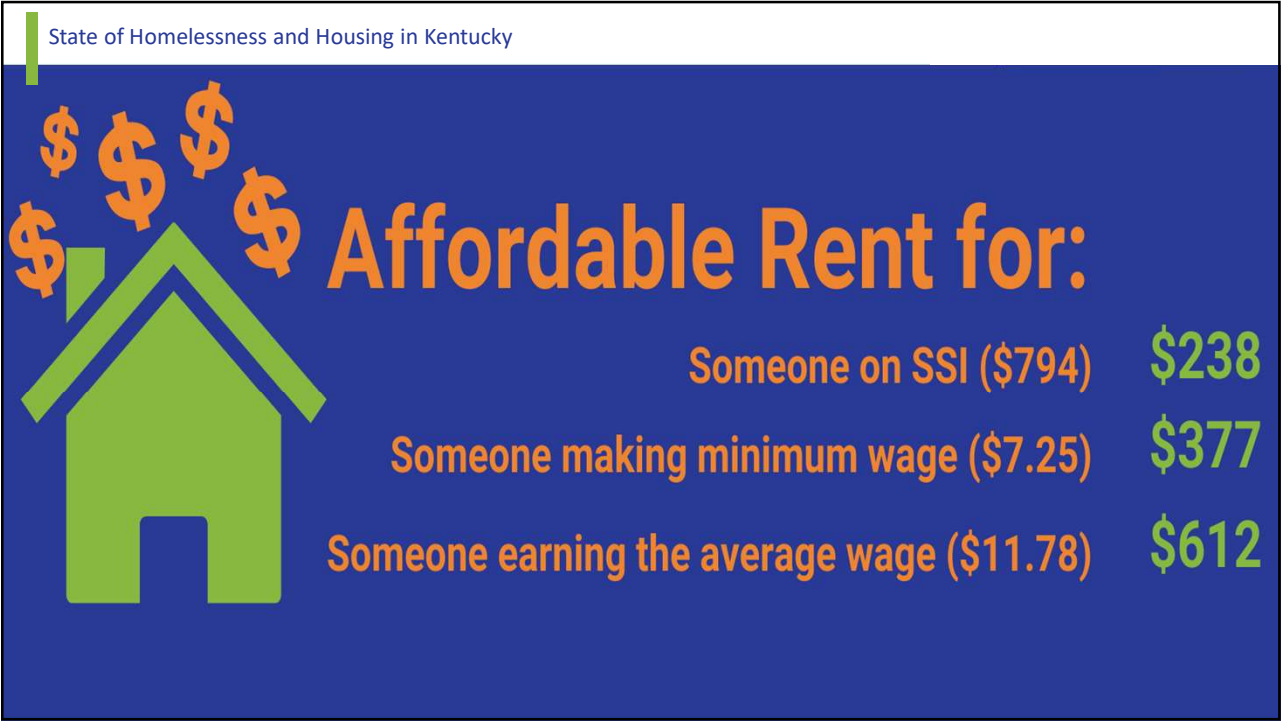
State of Homelessness and Housing in Kentucky

People **REMAIN** homelessness.....

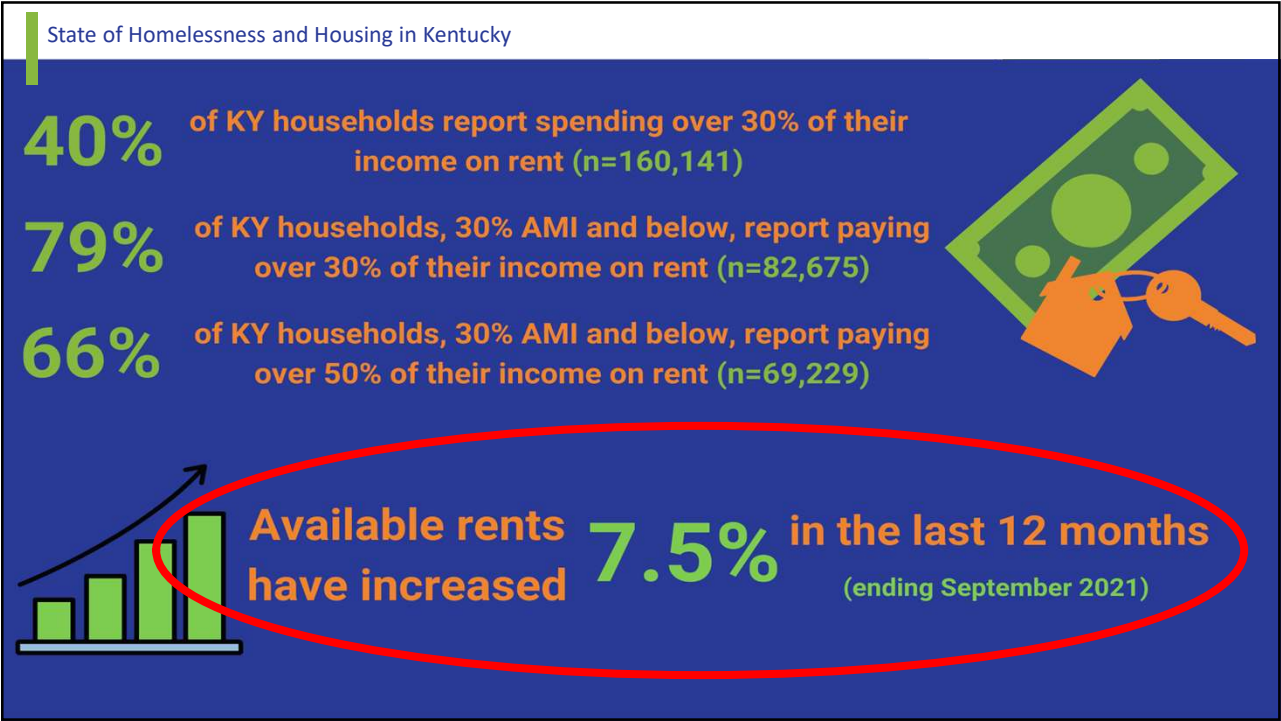
Because We have a **system that lacks the capacity** for appropriate responses to rapidly rehouse and support them.

Unlocking Housing for All

8



9



10

State of Homelessness and Housing in Kentucky

Let's pause for a minute – LOTS of DATA!!

As of 2019 in Scott County:

- ✓ 6,160 total renter households, which is 30% of total households
- ✓ Average renter wage: \$17.42/hour
- ✓ Affordable rent for the average renter wage: \$906
- ✓ Fair Market Rent for a 1-Bedroom: \$728
- ✓ Actual Average Market Rent: \$1,001
- ✓ The Area Median Income (AMI): \$75,500
- ✓ 30% of AMI: \$22,650
- ✓ Income needed to afford a 1-bedroom FMR: \$29,120
- ✓ Housing wage for a 1-bedroom FMR: \$14.00
- ✓ Living wage for a single adult: \$13.99
- ✓ Living wage for a single parent: \$28.95
- ✓ On any given night, 46 individuals are experiencing literal homelessness
- ✓ 408 children reported as experiencing McKinney-Vento homelessness

11

State of Homelessness and Housing in Kentucky

Average Renter wages compared to Housing wage (data from 2019)

In Scott County, a single person renter with no children, on average, earns \$3.42/hour over what is needed to afford a.....

1 Bedroom - Fair Market Rent (FMR).

12



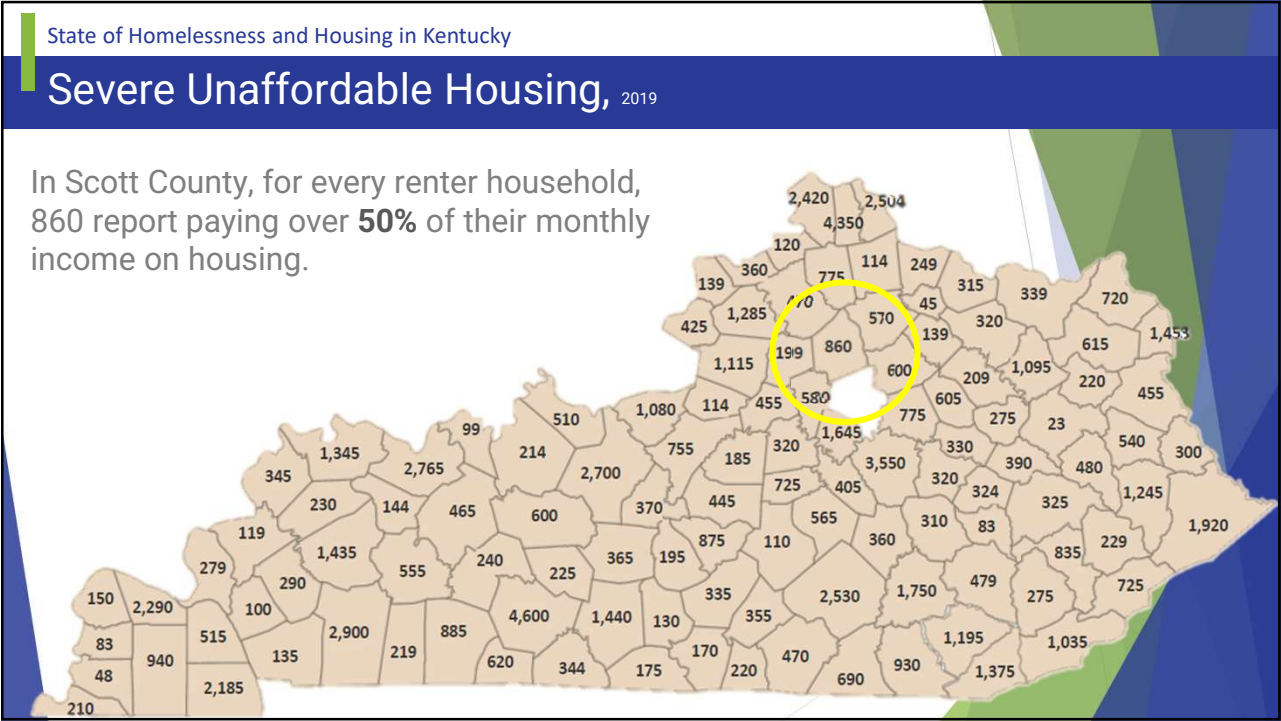
✓Need to increase \$3.38/hour to cover actual rent and living expenses in Scott County (\$20.80)

State of Homelessness and Housing in Kentucky

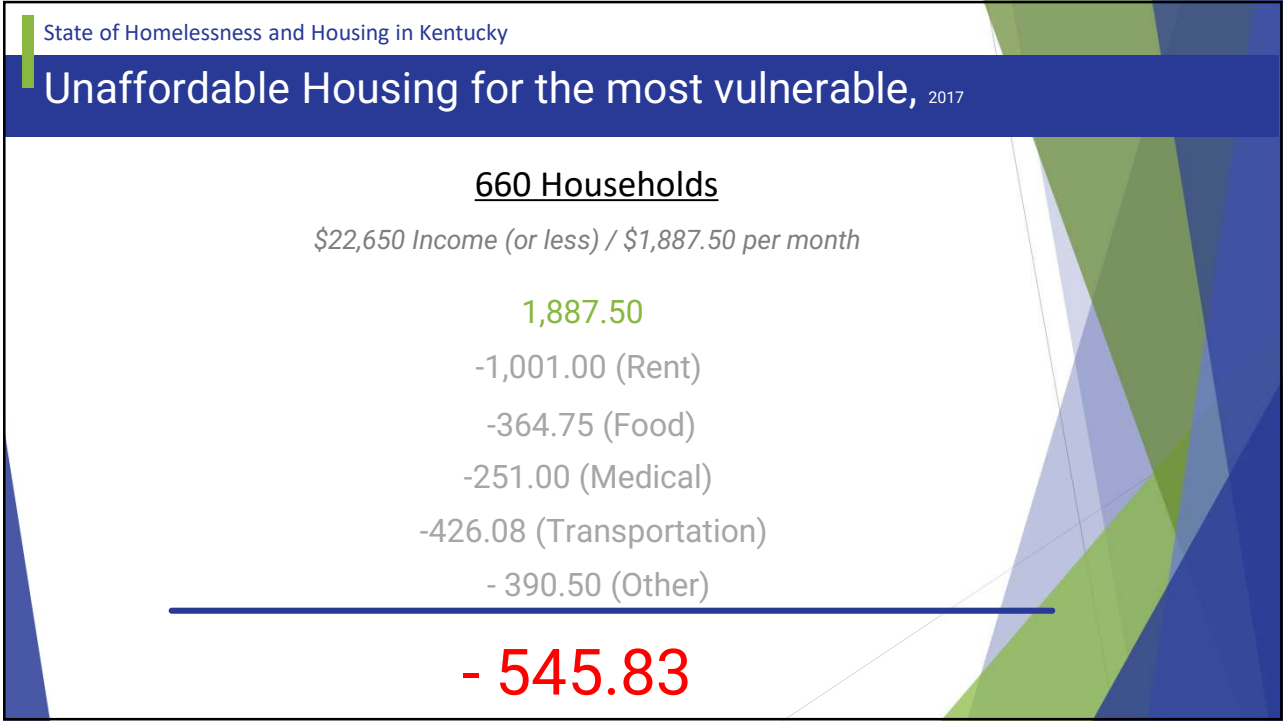
In Scott County, for every renter household, 33% report paying over **30%** of their monthly income on housing.



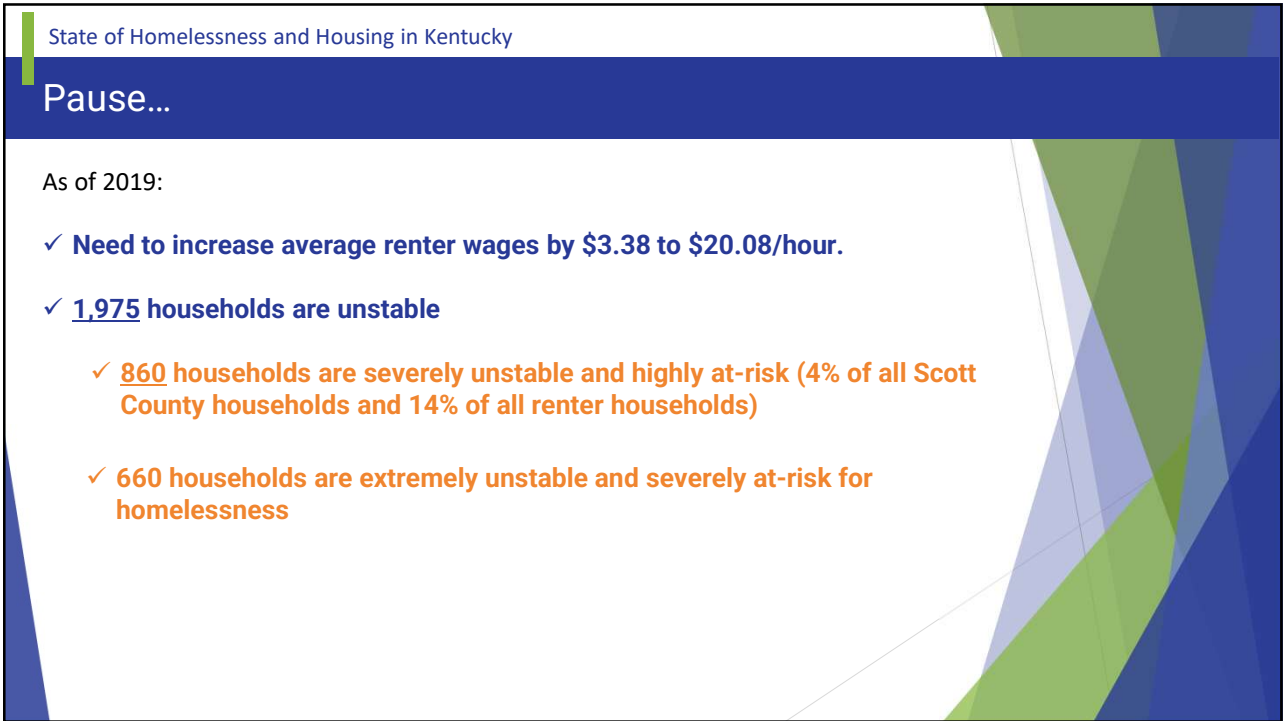








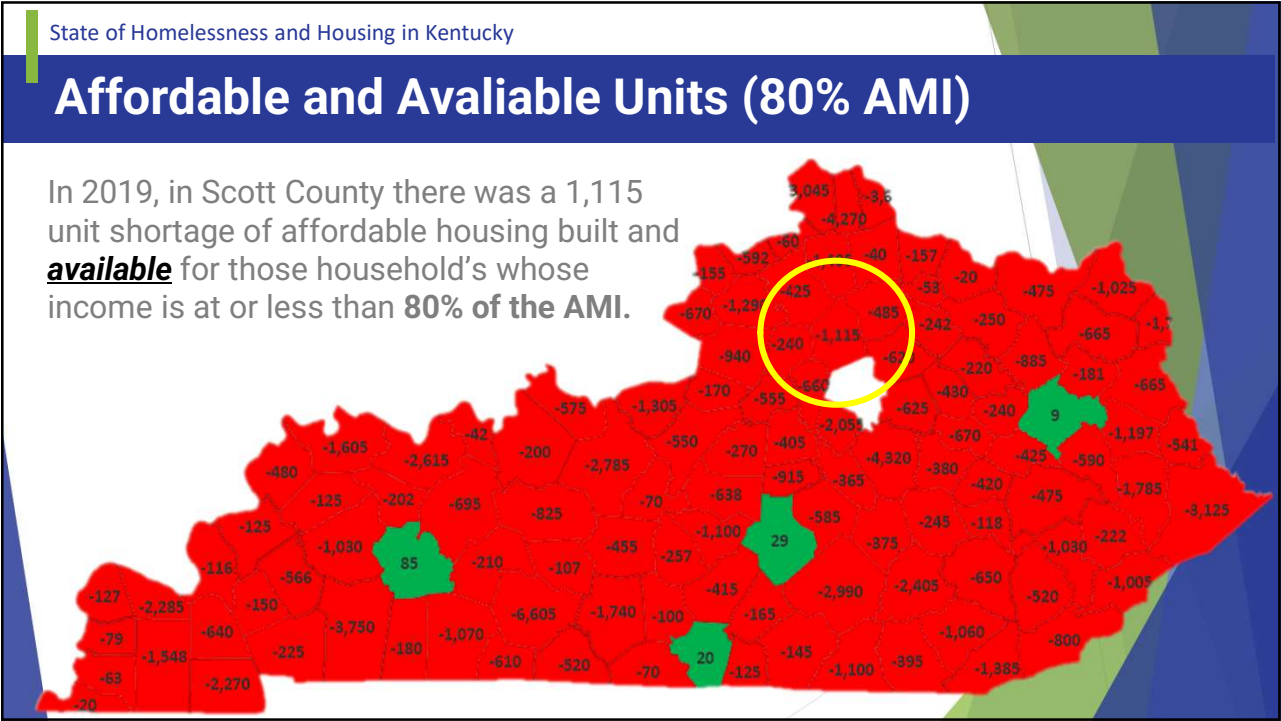
23



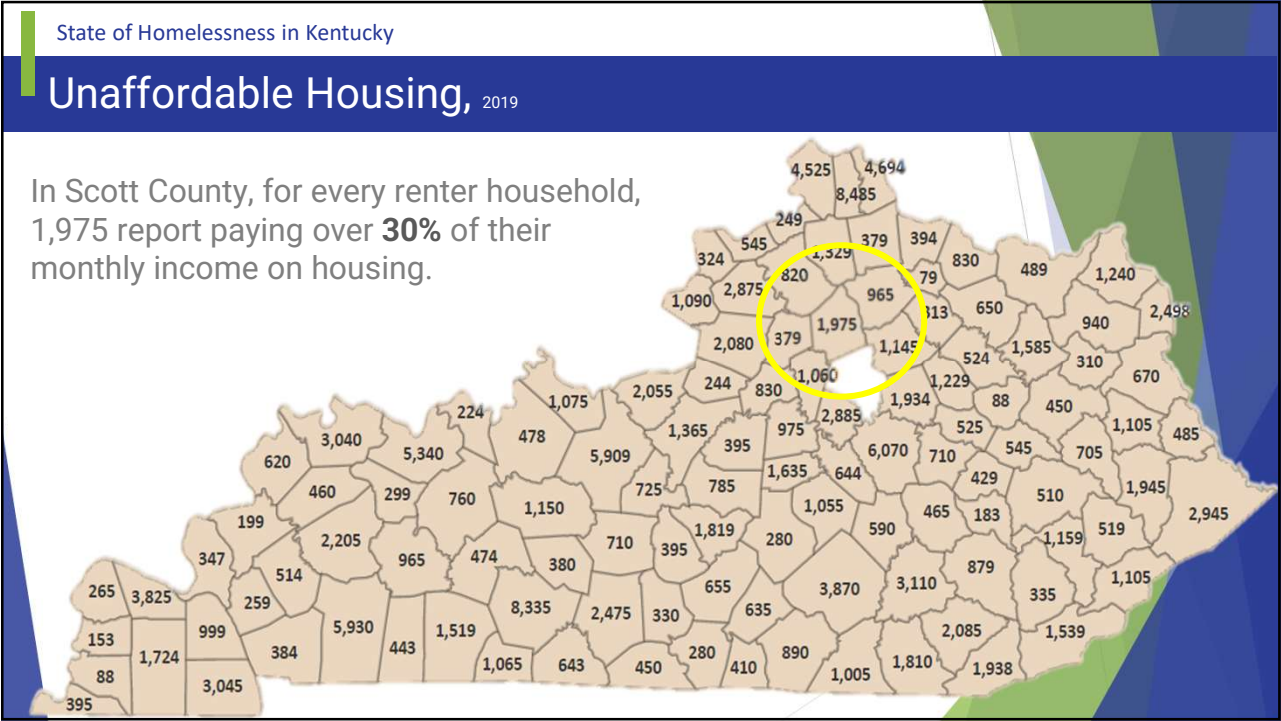
24



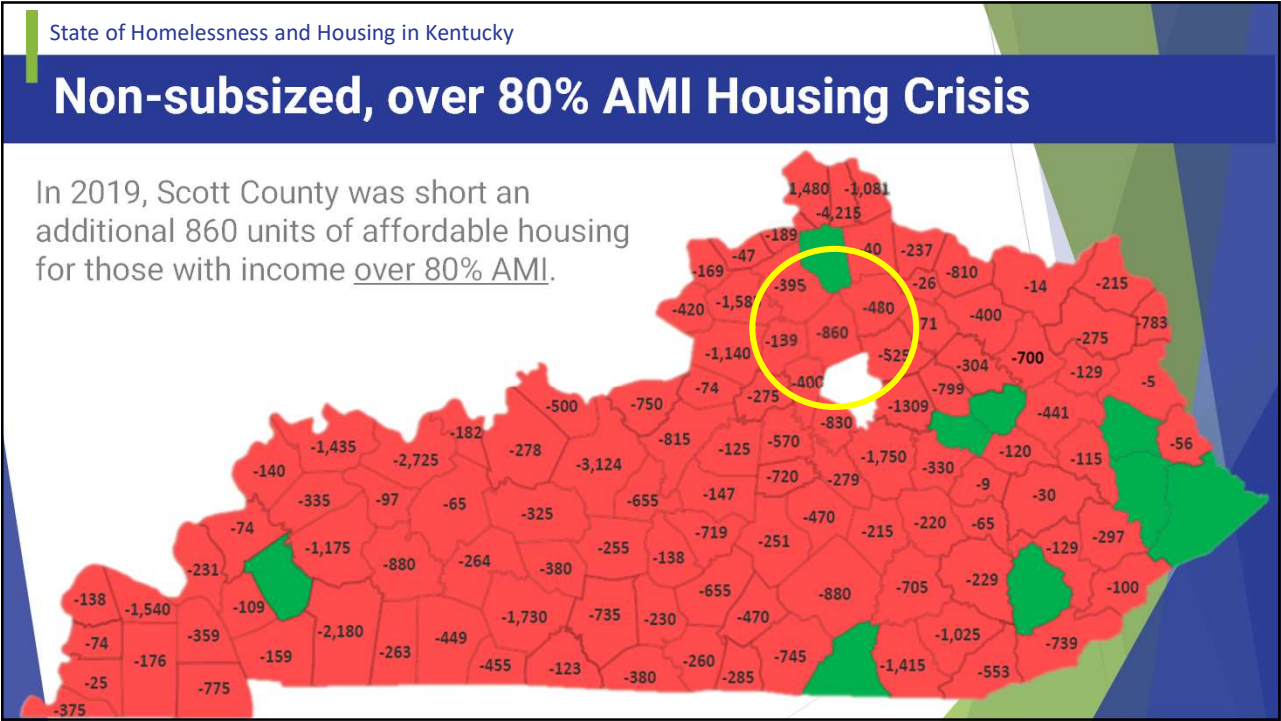
25



26



27



28

Pause...

- ✓ Need to increase average renter wages by \$3.38 to \$20.80/hour.
- ✓ Need an additional 1,115 units of affordable housing for those 80% AMI and below.
- ✓ Need an additional 860 units of affordable housing for those 80% AMI and above.
- ✓ Address those already experiencing literal homelessness.

29

Set intent for today:

- ✓ Get to know your numbers – find out who to reach out to, to learn more.
- ✓ Learn about funding options to address literal homelessness, at-risk, and affordable housing.
- ✓ Learn about how to start the conversation of addressing those literally homeless in your community.
- ✓ Learn what a developer looks for in a community and how your community can access affordable housing resources.
- ✓ ASK QUESTIONS!!! Use that chat box!

30

Things that come up or questions to ask.....

- ✓ What does affordable housing planning and zoning look like?
- ✓ How much do Neighborhood Associations play into the development of affordable housing? Some ideas for working with them.
- ✓ How are ordinances structured?
- ✓ Is there comprehensive training and communication when it comes to homelessness?
- ✓ Are there regional funding opportunities?
- ✓ What role does the public housing authority play and how to build that relationship?
- ✓ How is information disseminated to the public, like new housing vouchers?
- ✓ What is the actual average market rent in our area?
- ✓ What is the average renter wage in our area?
- ✓ What changes when we talk about a living wage in our area?
- ✓ What is the FMR and area median income (AMI) in our area?

31



Contact

Polly Ruddick

Director, Office of Homelessness
Prevention and Intervention



859.258.3105



pruddick@lexingtonky.gov



<http://lexendhomelessness.com/>

32

Data and Research

Massachusetts Institute of Technology
<https://livingwage.mit.edu/>

National Low Income Housing Coalition

Apartment Guide
<https://www.apartmentguide.com/blog/topic/data-research/>

