




LAW ENFORCEMENT CLAIMS AWARENESS REVIEW



CONTACT INFO

 800.876.4552

 aparrish@klc.org

 100 E Vine St. Ste 800
Lexington, KY 40507

17

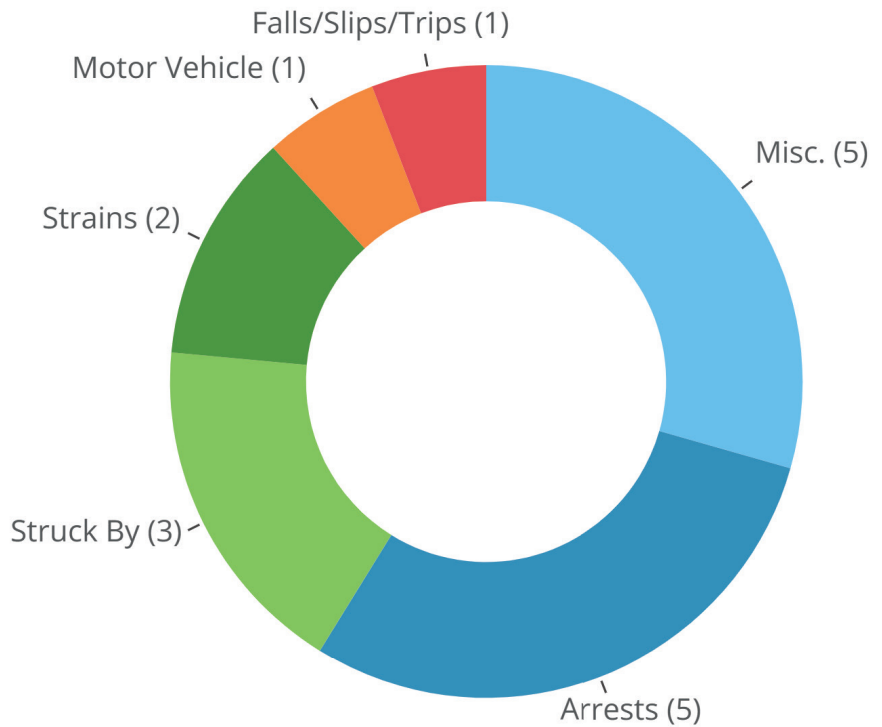
Total Claims

JUNE 2024

LAW ENFORCEMENT WORKERS' COMPENSATION CLAIMS

- 06/01/24** During the arrest altercation, both fell to the ground, pain to R wrist.
- 06/02/24** Pain to L ankle while walking to the car in the parking lot; stepped on the sidewalk, tripped, rock struck both hands, pain to L ankle.
- 06/05/24** Twisted L ankle while running.
- 06/09/24** Bodily fluid exposure to R forearm laceration removing an injured person from the vehicle.
- 06/09/24** Physical altercation getting homeowner to leave burning home. R hand injury, smoke inhalation.
- 06/09/24** Physical altercation getting homeowner to leave burning home. R hand injury, L shin contusion, smoke inhalation.
- 06/12/24** Possible exposure to Hep C while performing CPR on a patient with Hep C.
- 06/12/24** Possible exposure to Hep C assisting with CPR.
- 06/14/24** Arrest altercation resisting while trying to remove the handcuffs, family dog bite causing puncture wound behind the R ear.
- 06/15/24** Arrest altercation when resisting arrest, pain to R hand.
- 06/18/24** Stepped in a hole while walking up a hill. Pain in his left groin.
- 06/18/24** Bitten by tick on L lower leg while inspecting a generator.
- 06/18/24** Possible exposure to brown powder was found while searching a vehicle.
- 06/18/24** Laceration on R middle finger that got blood from performing CPR on a male subject with a bullet wound until the fire department relieved him.
- 06/20/24** Practiced breaching with a ram and struck left forearm on a steel door frame.
- 06/23/24** L shoulder was injured during an arrest altercation.
- 06/26/24** Attempting to stop the vehicle, t-boned, and the airbags did not deploy. Pain to L arm.

Misc.	5	29.4%
Arrests	5	29.4%
Struck By	3	17.6%
Strains	2	11.8%
Motor Vehicle	1	5.88%
Falls/Slips/Trips	1	5.88%



Year	2020	2021	2022	2023	2024	2025	TOTAL
Struck By	50	52	57	53	66	1	279
Falls/Slips/Trips	30	52	38	32	26	1	179
Misc.	58	51	33	43	42	0	227
Cuts	20	23	13	13	11	0	80
Arrests	46	68	70	69	86	0	339
Strains	38	55	55	66	63	0	277
Striking Against	16	8	5	8	10	0	47
Exposure	11	15	12	14	13	0	65
Motor Vehicle	25	28	26	24	27	0	130
Caught Between	3	5	1	2	4	0	15
Covid-19	59	52	28	1	0	0	140
Burn	0	1	2	2	1	0	6
GRAND TOTAL	356	410	340	327	349	2	1,784



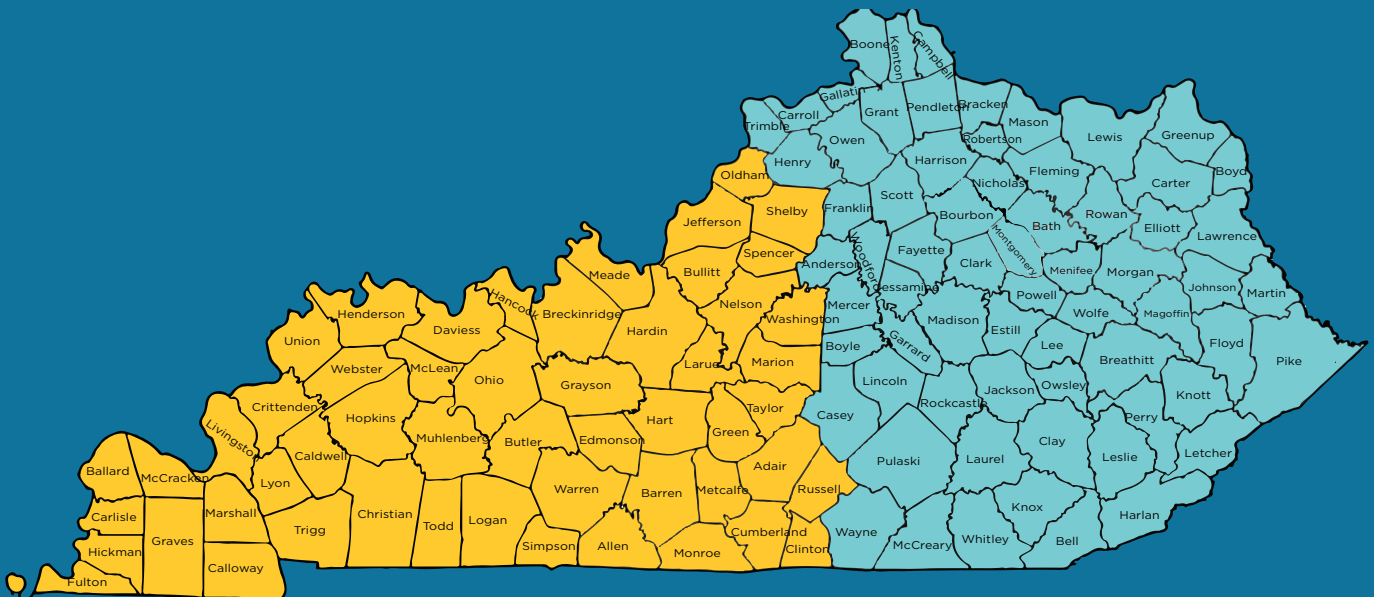
**TOGETHER,
WE CAN GET
BELOW 100**

**REMEMBER WEAR YOUR VEST,
WEAR YOUR SEATBELT,
& SLOW DOWN!**



**Kentucky
League
of Cities**

Kentucky League of Cities
100 E Vine St, #800
Lexington, KY 40507
800.876.4552
KLC.ORG



CONTACT THE KLC LAW ENFORCEMENT TEAM:



John Clark (WEST)
Law Enforcement Consultant

270.792.9134
jclark@klc.org



Brian Nunn (EAST)
Senior Law Enforcement
Consultant

502.664.8110
bnunn@klc.org